
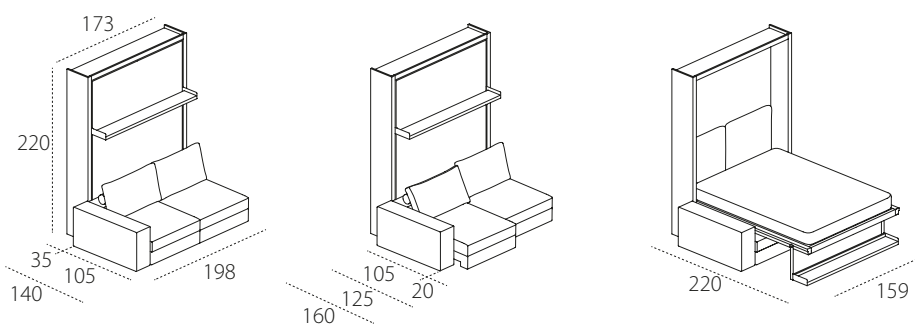
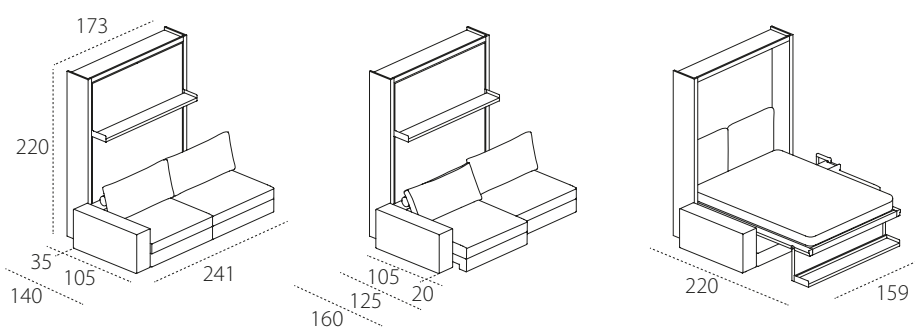


TANGO Componibile 198



TANGO Componibile 241



DIVANO +



LETTO +



= TANGO

TECHNICAL INFORMATION

Tango is a sofa produced in both fixed (W 223 cm or 270 cm) and modular versions. It has a double-function transforming system, with retractable, foldaway double bed.

Both versions of Tango have either fixed or sliding seats (which move forward by 20 cm). The model is made up of modular elements both with and without armrests, corner components with built-in storage compartments, end components with movable armrests and chaise longues of varying dimensions. The sofa is also produced without the convertible bed system in the sizes W 190 - 223 - 270 cm.

The seat cushions are filled with natural down and feature non-deformable foam inserts in differing densities. The back rests are filled with piumafill and have an internal lining in cotton, while the rear roll is padded with non-deformable foam. All covers can be removed.

The double bed is always ready to use and features the innovative CF97 slatted bed base. The structure is made from aluminium extrusions, with the bed fitted with an integrated adjustment system.

The bed is opened and closed using a handle - which is either fixed or extendible - positioned on the front shelf.

When opened, this front shelf pivots to become the support for the bed; the opening system means that objects on the shelf do not have to be removed.

The system is self-supporting.

Available mattresses - H cm 18, double mattress cm 154 x 202 kg 29-32, in versions springs, memory, memory 7 zones, memory deluxe, latex and mattresses complying with usa relevant regulations.

Mattress locking belts in nylon.

Upholstered stuffed headboard for the bed, fixed directly to the back panel through snaps, cleaning according to the fabric label.

H of bed base from the floor cm 49,5.

Maximum capacity of the bed kg 300.

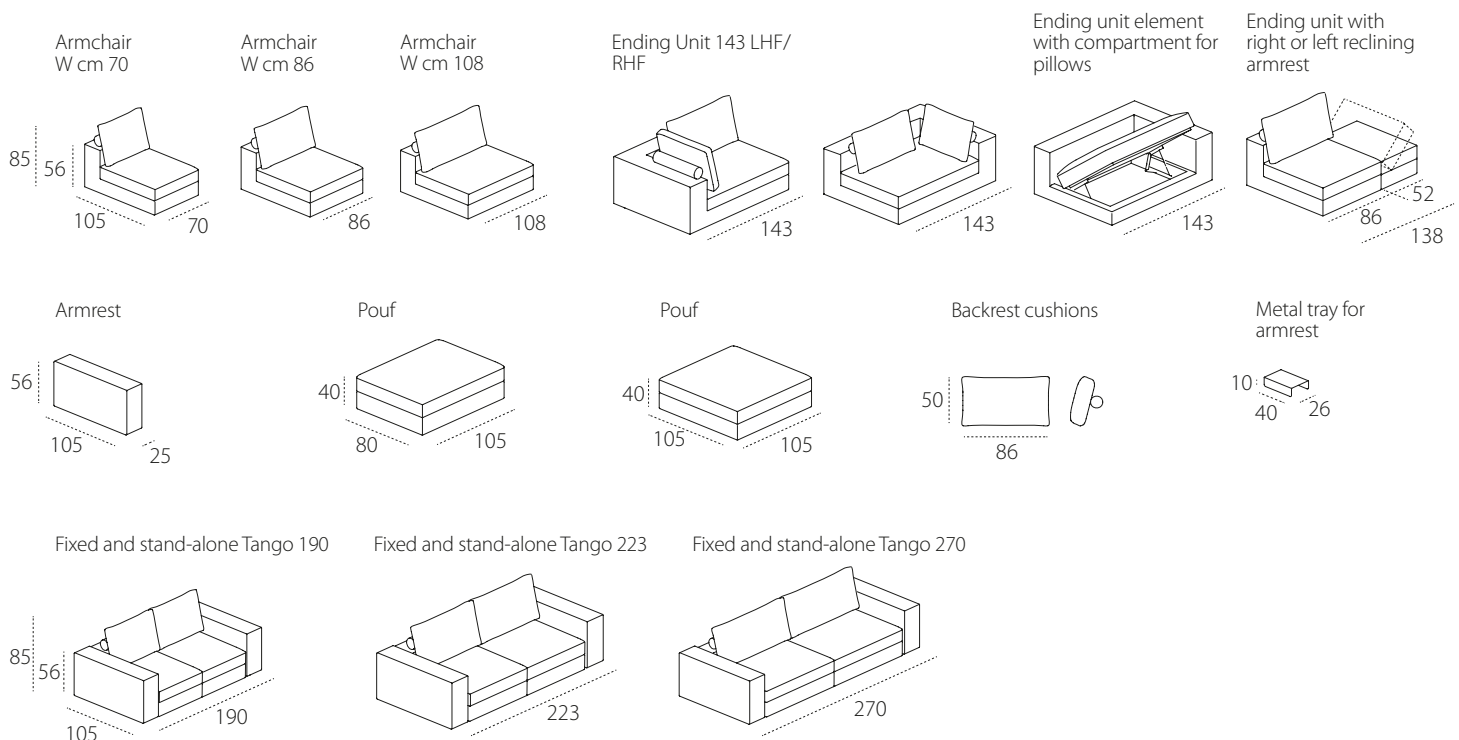
H of sofa seat from the floor cm 40.

AVAILABLE FINISHES

STRUCTURE AND BACK PANEL - Melamine white, oak sabbia, oak moro, perla, tortora. Lacquered as per Cleicoloursystem. Wooden finishes: walnut wood, oak wood.

FRONT AND SHELF - Melamine white, oak sabbia, oak moro, perla, tortora. Glossy white Dialux, for front only. Lacquered as per Cleicoloursystem. Wooden finishes: walnut wood, oak wood.

SOFA COVER - Removable fabric and leather as per samples collection.



Fabrics



Leather



Ecoleather



Lacquers



Melamine



Woods



Printed patterns



Glossy finishes



Glasses



The shades of the colours may differ, therefore these lacquer samples are indicative



CF
97

RETE / BED BASE

RETE IN ESTRUSO DI
ALLUMINIO ANODIZZATO
CON MECCANISMO
REGOLABILE INTEGRATO
NEL TELAIO

EXTRUDED ANODISED
ALUMINIUM BED BASE
WITH INTEGRATED
ADJUSTING MECHANISM



TECNOLOGIA E DESIGN TECHNOLOGY AND DESIGN

Apertura e chiusura si eseguono con un semplice gesto mediante la maniglia integrata sulla mensola di facciata che, grazie al movimento basculante, diventa il supporto del letto. La mensola resta parallela a terra nella fase di apertura consentendo di non rimuovere gli oggetti riposti.

The bed opens and closes with one easy motion using the handle on the front shelf that, by a tilting movement, becomes the bed support. The shelf remains horizontal while the bed is being opened, so objects placed on it do not need to be removed.



FUNZIONALITÀ E DESIGN FUNCTIONALITY AND DESIGN

Il sistema di fissaggio del pannello frontale non necessita di ferramenta.
La mensola bascula e diventa il supporto del letto.

No hardware required for front panel mounting.
The shelf tilts and becomes the bed support.

INNOVAZIONE TECNOLOGICA TECHNOLOGICAL INNOVATION



REGOLAZIONI ADJUSTMENTS

Sistema di regolazione delle molle integrate nel telaio per il bilanciamento del meccanismo.

Adjusting system for the cables, integrated in the bed base frame to balance the mechanism.



Molle integrate nel telaio e calibrate per il sistema di apertura e chiusura della rete, che ruota e scorre su carmine in polizene.

Cables integrated in the bed base frame and calibrated for the opening/closing system. The bed base slides on polyzene carms.



Sistema di articolazione della mensola basculante.
Tilting shelf gear mechanism.



FUNZIONALITÀ E SICUREZZA FUNCTIONALITY AND SAFETY

Il piano scrittoio bascula e senza necessità di rimuovere nulla si posiziona orizzontalmente sotto il letto.

The desktop tilts and with no need to remove anything, it rests horizontally under the bed.



La scaletta si aggancia ad entrambi i letti con innesto di blocco automatico e funge anche da ulteriore supporto portante.

The ladder is secured to both beds by an automatically engaging lock mechanism, and serves as load-bearing support.



Barriere di protezione reclinabili mediante snodi.

The protective barriers recline by means of articulated joints.



Il letto superiore con specifico meccanismo si inclina verso il basso per facilitare il rifacimento.

The specific mechanism tilts the upper bed down to make easier the bed.



Sistema luce LED in tubolare di alluminio protetto da paracolpi per attutire la chiusura della rete. Il LED è conforme alle norme di sicurezza in materia.

Aluminium tube LED lighting system protected by bumpers to cushion the closing of the bed. The LED is compliant with relevant safety regulations.



Dispositivo di blocco della scaletta. Ladder locking mechanism.



Barriere di protezione imbottite e reclinabili.

Reclining padded protective barriers.

FACILITÀ DI UTILIZZO EASE OF USE

Nel modello Oslo con l'apertura del letto automaticamente la seduta avanza e lo schienale si ripone.

In the Oslo model, when the bed is opened the seat automatically comes forward and the back rest folds back.



Elemento contenitore sotto la seduta, mod. Swing.

Container under the seat, model Swing.



Mensola con maniglia ad incasso estensibile per facilitare l'apertura.

Shelf with extendible handle to facilitate opening.



Elemento terminale ad angolo porta guanciali, mod. Tango.

End corner element with pillow holder, Tango model.



TECNOLOGIA E COMFORT TECHNOLOGY AND COMFORT

Alla vasta gamma dei letti singoli, intermedi e matrimoniali a scomparsa, con rete a doghe e sempre pronti per l'utilizzo quotidiano, si associa la collezione dei materassi appositamente studiata con alcuni produttori, per coniugare il loro rapporto di peso e dimensioni ai diversi meccanismi di apertura dei letti trasformabili.

Alongside a wide range of single, queen and king size hide-away beds, with slatted base and always ready for daily use, we offer our collection of mattresses specially designed with some manufacturers to match their weight to size ratio with the different opening mechanisms of the transformable beds.