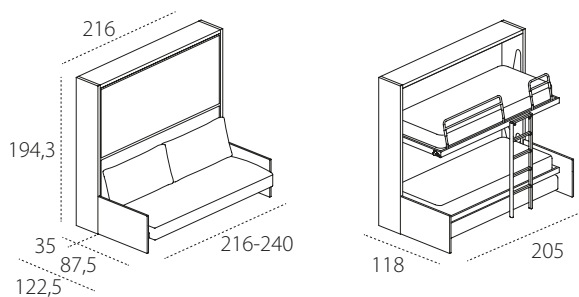


KALI DUO SOFA 1943

Bed base CF09.
Patent protected

Kali Duo.
Patent protected

Sofa.
Patent protected

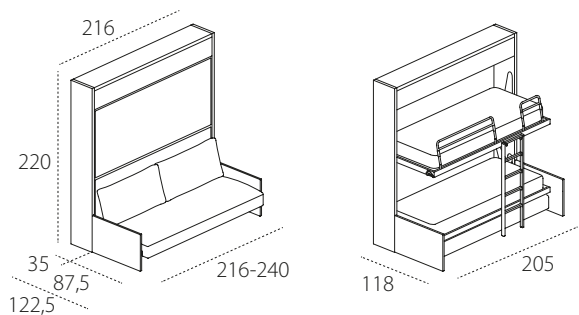


KALI DUO SOFA 2200

Bed base CF09.
Patent protected

Kali Duo.
Patent protected

Sofa.
Patent protected



LETTO +
 LETTO +
 DIVANO +
 = KALI DUO
 SOFA

TECHNICAL INFORMATION

Kali Duo Sofa is a transforming foldaway bunk bed system with the patented CF09 slatted bed base and patented sofa, which transforms into the night-time version with a simple movement: the backrest cushions are removed and as the lower bed is opened, the sofa tilts backwards and slots in underneath the bed.

The system features a fold-down opening mechanism and safety device that prevents accidental opening and closing.

Tilting mechanism with gas springs and device that cushions movements, completely contained in the side of the structure, thanks to patented technology and special manufacturing.

In the bunk bed position, the anodised aluminium ladder is fixed to both the beds and also acts as an additional support.

The upper bed features a mechanism to pull bed down to make the bed easier, and the protection barriers are reclining in the metal and padded versions.

Reclining fabric headboard depending on the kind of barrier used.

Kali Duo has a LED light system with a certified anti-shock mechanism in compliance with relevant regulations.

The system is produced 194,3 or 220 cm high. H 220 cm features a storage element with a tilting door.

The system can be free-standing or integrated with elements in the Living & Young System programs.

Kali Duo Sofa is self-supporting.

Wooden structure with adjustable nylon feet.

Ladder: anodized aluminium with joint details made of nickel-plated die-cast and couplers made of steel welded and moulded.

Reclining safety barriers in metal or upholstered versions.

- Standard: made of a steel tube painted with epoxy powder, to be closed by releasing the joints.
- Stuffed: iron core mechanism on three sides, stuffed with cold-foamed polyurethane, with removable fabric covering, to be closed by pushing on the buttons placed on each barrier and duly pinpointed by a fabric insert.

Stuffed reclining headboard (optional): iron core mechanism with padding made of cold-foamed polyurethane with removable cover.

The headboard can be placed on both beds when there is the standard iron barrier, but only on the lower bed where there is the padded barrier.

Mattress locking belts in nylon.

Available mattresses - H cm 18 single cm 80x 197 weight kg 14-16 in versions springs, memory, memory 7 zone, memory deluxe, latex and mattresses complying with usa relevant regulations.

H of lower bed base from the floor cm 33,7.

H of upper bed base from the floor cm 125,7.

H of sofa seat from the floor cm 40.

AVAILABLE FINISHES

STRUCTURE - Melamine white, oak sabbia, oak moro, perla, tortora. Lacquered as per Cleicoloursystem

BACK PANEL - Melamine white. Lacquered as per Cleicoloursystem.

FRONT - Melamine white, oak sabbia, oak moro, perla, tortora. Glossy white Dialux. Lacquered as per Cleicoloursystem.

DECORATIONS:

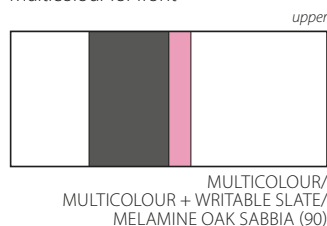
MULTICOLOUR FOR FRONT - Panel with sections in lacquer finish as per Cleicoloursystem, and combined with writable slate and melamine oak sabbia, on upper bed only.

APPLIED DECORATIONS FOR FRONT - Quadra, Petalo, Wave.

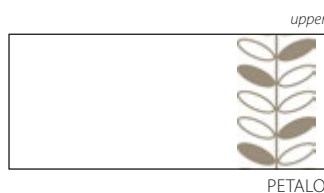
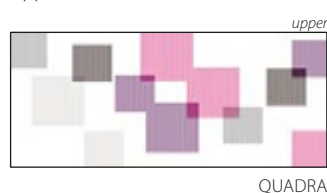
SOFA COVER - Removable fabric and leather as per samples collection.

DECORATIONS:

Multicolour for front



Applied decorations for front



Fabrics



Leather



Ecoleather



Lacquers



Melamine



Woods



Printed patterns



Glossy finishes



Glasses



The shades of the colours may differ, therefore these lacquer samples are indicative



CF 09 RETE / BED BASE

**PROTETTA DA BREVETTO
PATENT PROTECTED**

**RETE PRESSOPIEGATA
CON SISTEMA DI
SICUREZZA**

**PRESS-BRAKE BENT
BED BASE WITH SAFETY
SYSTEM**

INNOVAZIONE TECNOLOGICA TECHNOLOGICAL INNOVATION

La rete è realizzata con un profilo scatolare di lamiera tagliata al laser e pressopiegata con componenti in pressofusione e pianale a doghe di legno.

La rete è dotata di un sistema di sicurezza per impedire aperture e chiusure accidentali.

The bed base consists of laser cut, press-brake bent box-shaped sheet metal with die-cast components and a slatted base.

The bed base has a safety system to prevent accidental openings and closings.

FACILITÀ DI INSTALLAZIONE

EASE OF INSTALLATION

Grazie al dispositivo di innesto automatico della molla a gas l'installazione della rete nel mobile è facile e veloce.

The gas spring automatic engagement device makes the bed base quick and easy to install into the wooden frame.



FUNZIONALITÀ ED ESTETICA

FUNCTIONALITY AND AESTHETICS

Il sistema di fissaggio del pannello frontale non necessita di ferramenta.

Il piedino, nella posizione verticale del letto, si ripone a filo del telaio.

No hardware required for front panel mounting. When the bed is in the upright position, the leg retracts flush with the frame.

SICUREZZA SAFETY

Dispositivo di sicurezza con sistema di blocco della rete mediante pemo ad innesto automatico.

Il meccanismo di blocco automatico sia nella posizione verticale che orizzontale del letto, impedisce aperture e chiusure accidentali.

Bed base safety device consisting of an automatic engagement locking pin.

The auto-lock mechanism prevents accidental openings and closings of the bed, both in the vertical and in the horizontal position.



Leva per l'apertura del letto integrata tra fianco e pannello frontale.

Bed opening lever integrated between the side and the front panel.

Leva di sicurezza per il blocco automatico del letto aperto e di sblocco manuale per la sua chiusura.

Safety lever for automatically locking the bed once open and manually unlocking to close it.



MECCANISMO E DESIGN MECHANISM AND DESIGN

Meccanismo di articolazione con molle a gas e dispositivo di movimento ammortizzato, totalmente incassato nel fianco del mobile mediante tecnologia brevettata e speciale lavorazione.

Tilting mechanism through gas springs and device that cushions movements, completely contained in the side of the structure, thanks to patented technology and special manufacturing.



REGOLAZIONI ADJUSTMENTS

Per compensare il dislivello del pavimento i piedini della rete sono regolabili in altezza.

To compensate for floor level differences, the bed base legs are height adjustable.



FUNZIONALITÀ E SICUREZZA FUNCTIONALITY AND SAFETY

Il piano scrittoio bascula e senza necessità di rimuovere nulla si posiziona orizzontalmente sotto il letto.

The desktop tilts and with no need to remove anything, it rests horizontally under the bed.



La scaletta si aggancia ad entrambi i letti con innesto di blocco automatico e funge anche da ulteriore supporto portante.

The ladder is secured to both beds by an automatically engaging lock mechanism, and serves as load-bearing support.



Barriere di protezione reclinabili mediante snodi.

The protective barriers recline by means of articulated joints.



Il letto superiore con specifico meccanismo si inclina verso il basso per facilitare il rifacimento.

The specific mechanism tilts the upper bed down to make easier the bed.



Sistema luce LED in tubolare di alluminio protetto da paracolpi per attutire la chiusura della rete. Il LED è conforme alle norme di sicurezza in materia.

Aluminium tube LED lighting system protected by bumpers to cushion the closing of the bed. The LED is compliant with relevant safety regulations.



Dispositivo di blocco della scaletta.
Ladder locking mechanism.



Barriere di protezione imbottite e reclinabili.

Reclining padded protective barriers.

FACILITÀ DI UTILIZZO EASE OF USE

Nel modello Oslo con l'apertura del letto automaticamente la seduta avanza e lo schienale si ripone.

In the Oslo model, when the bed is opened the seat automatically comes forward and the back rest folds back.



Elemento contenitore sotto la seduta, mod. Swing.

Container under the seat, model Swing.



Mensola con maniglia ad incasso estensibile per facilitare l'apertura.

Shelf with extendible handle to facilitate opening.



Elemento terminale ad angolo porta guanciali, mod. Tango.

End corner element with pillow holder, Tango model.



TECNOLOGIA E COMFORT TECHNOLOGY AND COMFORT

Alla vasta gamma dei letti singoli, intermedi e matrimoniali a scomparsa, con rete a doghe e sempre pronti per l'utilizzo quotidiano, si associa la collezione dei materassi appositamente studiata con alcuni produttori, per coniugare il loro rapporto di peso e dimensioni ai diversi meccanismi di apertura dei letti trasformabili.

Alongside a wide range of single, queen and king size hide-away beds, with slatted base and always ready for daily use, we offer our collection of mattresses specially designed with some manufacturers to match their weight to size ratio with the different opening mechanisms of the transformable beds.